

## A Sub-Fund of Morgan Stanley Investment Funds

## Emerging Markets Debt Fund

(Accumulation Share Class)

## Important Information

- The Fund invests primarily in the debt securities of government and government-related issuers located in emerging countries, and the Fund may also invest in debt securities of entities organised to restructure outstanding debt of such issuers, together with investing in the debt securities of corporate issuers located in or organised under the laws of emerging countries.
- Investment involves risks. Key risks for this fund include Emerging Market Risk, Credit Risk, Interest Rate Risk, High Yield Securities Risk, Derivatives Risk, Downgrading Risk, Unrated Securities Risk, Risk of Exposure to the Euro and the Eurozone and Risk of Discretionary Distributing Share Class.
- The Fund may pay distributions out of capital. Payment of dividends out of capital amounts to a return or withdrawal of part of a Shareholder's original investment or from any capital gains attributable to that original investment. Any distribution involving payment of dividends out of capital may result in an immediate decrease of the NAV per share.
- There is a risk that you may potentially lose your entire investment in this Fund.
- The investment decision is yours but you should not invest unless the intermediary who sells it to you has advised you that it is suitable for you and has explained why, including how buying it would be consistent with your investment objectives. You should not make any investment decision solely based on this document. Please read the relevant offering document carefully for further fund details including risk factors.
- The Fund may use derivatives for investment or efficient portfolio management (including hedging) purposes which may expose to higher counterparty, liquidity and valuation risks. The Fund may suffer losses from its derivatives usage.

## Investment Approach

Seeks to maximise total return, measured in U.S. dollars, through investment in the debt securities of government and government-related issuers located in emerging countries.

## Investment Team

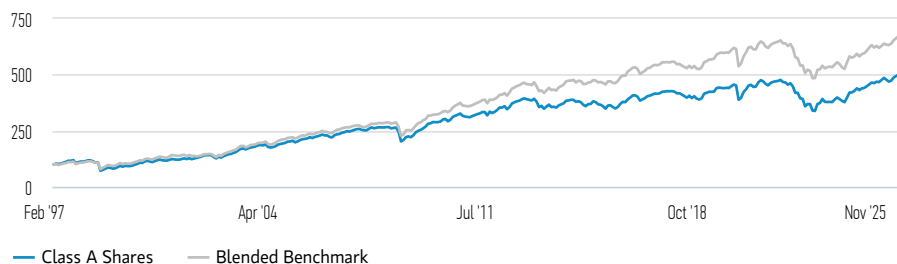
	JOINED FIRM	YEARS OF INDUSTRY EXPERIENCE
Kyle Lee, CFA, Co-Head of Emerging Markets	2007	18
Patrick Campbell, CFA, Managing Director	2008	17
Hussein Khattab, CFA, Managing Director	2013	12
Federico Sequeda, CFA, Managing Director	2010	16
Brian Shaw, CFA, Executive Director	2008	18
Sahil Tandon, CFA, Managing Director	2004	21
Akbar A. Causer, Managing Director	2017	20

Team members may be subject to change at any time without notice.

## Class A Shares (% net of fees) vs. Index in USD

Performance of 100 USD Invested Since Inception (Cash Value)

Past performance is not a reliable indicator of future results.



## Investment Performance (% net of fees) in USD

	Cumulative (%)				Annualised (% p.a.)				
	1 M	3 M	YTD	1 YR	3 YR	5 YR	10 YR	INCEPTION	
Class A Shares	0.96	4.50	12.16	11.72	12.34	2.38	3.71	5.91	
Blended Benchmark	0.41	4.38	13.48	11.90	10.45	2.02	4.10	7.00	

## Calendar Year Returns (%)

	2024	2023	2022	2021	2020	2019	2018	2017	2016	2015
Class A Shares	11.07	12.56	-19.17	-2.86	6.06	13.73	-7.59	9.41	9.81	-2.71
Blended Benchmark	6.54	11.09	-17.78	-1.80	6.45	14.42	-4.61	9.32	10.19	1.23

Effective June 8th, 2020, the Fund's benchmark index has changed to J.P. Morgan Emerging Markets Bond Index Global Diversified.

Investment involves risks. All performance data is calculated NAV to NAV, net of fees, and assume the reinvestment of all dividends and income. The sources for all performance and index data is Morgan Stanley Investment Management (MSIM Ltd). Please refer to the relevant offering documents for fund details, including risk factors.

The value of the investments and the income from them can go down as well as up and an investor may not get back the amount invested.

Blended Benchmark refers to performance of Fund's benchmark since inception - April 1st, 1995 to June 8th, 2020 – J.P. Morgan Emerging Markets Bond Index Global; June 8th, 2020 and beyond – J.P. Morgan Emerging Markets Bond Index Global Diversified.

Please refer to the additional information and definitions section at the end of this document.

## EMERGING MARKETS DEBT TEAM

Share Class	CLASS A
Currency	U.S. dollars
ISIN	LU0073230004
Bloomberg	MOREDPI LX
Inception date	01 February 1997
Net asset value	\$ 109.60

## Fund Facts

Launch date	01 April 1995
Base currency	U.S. dollars
Benchmark	J.P. Morgan Emerging Markets Bond Index Global Diversified
Custom benchmark	Blended Benchmark
Total net assets	\$ 313.12 million
Structure	Luxembourg SICAV
SFDR	Article 8
Classification <sup>†</sup>	

Charges (%)	CLASS A
Max Entry Charge	5.25
Ongoing Charges	1.64
Management Fee	1.40

Entry Charge is a maximum possible figure. In some cases you might pay less, you can find this out from your financial adviser. Ongoing Charges reflect the payments and expenses incurred during the fund's operation and are deducted from the assets of the fund over the period. It includes fees paid for investment management (Management Fee), custodian, and administration charges. For more information please see the Charges and Expenses section of the prospectus.

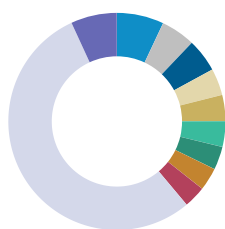
The fees provided are only attributable to the Morgan Stanley Investment Funds (SICAV) and do not include any additional fees which may be incurred if packaged in a product.

Subscriptions (USD)	CLASS A
Minimum initial investment	0
Minimum subsequent investment	0

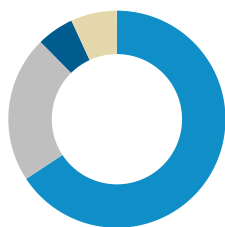
Statistics (3 Year Annualised)	CLASS A	INDEX
Excess Return (%)	1.89	--
Alpha (%)	1.64	--
Beta	1.05	1.00
Information ratio	0.77	--
R squared	0.88	1.00
Sharpe ratio	1.02	0.84
Tracking error (%)	2.46	--
Volatility (Standard deviation) (%)	7.19	6.46

Risk/Return statistics shown are calculated versus the Blended Benchmark when an Index is used in the calculation.

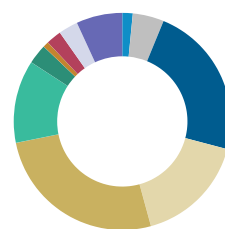
Characteristics	FUND	INDEX
Interest Rate Duration (years)	6.47	6.49
Average yield to maturity (%)	6.67	5.94
Number of holdings	305	1,005

**Top Countries (% of Total Net Assets)<sup>1</sup>****FUND**

Romania	7.00
Ukraine	5.10
Brazil	4.97
Egypt	3.99
Suriname	3.90
Other Emerging Markets	3.82
Argentina	3.45
Ecuador	3.40
Angola	3.26
Other	54.20
Cash	6.86

**Asset Breakdown (% of Total Net Assets)<sup>1</sup>****FUND**

Sovereign	65.74
Corporates	21.84
Quasi-Sovereign	5.54
Cash	6.86

**Quality Distribution (% of Total Net Assets)<sup>1,2</sup>****FUND**

AA	1.56
A	4.64
BBB	22.92
BB	16.62
B	26.09
CCC	12.33
CC	2.94
C	0.86
D	2.28
Not Rated	2.88
Cash	6.86

**Additional A Share Classes**

	CURRENCY	LAUNCH	ISIN	BLOOMBERG
A (EUR)	EUR	29.04.2022	LU2473714868	MOEMDAC LX
AH (EUR)	EUR	31.10.2006	LU0266119204	MOREDAH LX
AHX (EUR)	EUR	03.11.2011	LU0691071764	MSEKAHX LX
ARM	USD	20.03.2012	LU0749490537	MSEMARM LX
AX	USD	31.01.2006	LU0239678807	MOREDAX LX
AX (EUR)	EUR	29.04.2022	LU2473714785	MOEMDAE LX
AYM	USD	24.01.2025	LU2971991885	MSEDAYM LX

Please refer to the Prospectus for full risk disclosures, available at [www.morganstanleyinvestmentfunds.com](http://www.morganstanleyinvestmentfunds.com). All data as of 30.11.2025 and subject to change daily.

<sup>†</sup> This Fund is classified as an Article 8 product under the Sustainable Finance Disclosure Regulation. Article 8 products are those which promote environmental or social characteristics and which integrate sustainability into the investment process in a binding manner.

<sup>1</sup> May not sum to 100% due to rounding.

<sup>2</sup> Quality distribution data for securities is sourced from Fitch, Moody's and S&P. Where the credit ratings for individual securities differ between the three ratings agencies, the 'highest' rating is applied. The rating of credit default swaps is based on the 'highest' rating of the underlying reference bond. 'Cash' includes investments in short term instruments, including investments in Morgan Stanley liquidity funds.

Only A and C share classes of the Fund are authorized by the Securities & Futures Commission of Hong Kong to be offered to the public in Hong Kong.

Applications for shares in the Sub-Fund should not be made without first consulting the current Prospectus and the Key Information Document ("KID") or Key Investor Information Document ("KIID"), which are available in English and in the language of countries authorized for fund distribution and is available online at [Morgan Stanley Investment Funds Websites](http://Morgan Stanley Investment Funds Websites) or free of charge from the Registered Office at European Bank and Business Centre, 6B route de Trèves, L-2633 Senningerberg, R.C.S. Luxembourg B 29 192.

The summary of investor rights is available in the aforementioned languages and website location under the General Literature section.

Information in relation to sustainability aspects of the Fund is available in English online at: [Sustainable Finance Disclosure Regulation](http://Sustainable Finance Disclosure Regulation).

If the management company of the relevant Fund decides to terminate its arrangement for marketing that Fund in any EEA country where it is registered for sale, it will do so in accordance with the UCITS rules.

**IMPORTANT INFORMATION**

This material has been prepared solely for informational purposes and does not constitute an offer or a recommendation to buy or sell any particular security or to adopt any specific investment strategy. Investors should be aware that a diversified strategy does not protect against a loss in a particular market.

All investments involve risks, including the possible loss of principal. The material contained herein has not been based on a consideration of any individual client circumstances and is not investment advice, nor should it be construed in any way as tax, accounting, legal or regulatory advice. To that end, investors should seek independent legal and financial advice, including advice as to tax consequences, before making any investment decision.

The use of leverage increases risks, such that a relatively small movement in the value of an investment may result in a disproportionately large movement, unfavourable as well as favourable, in the value of that investment and, in turn, the value of the Fund. Investment in the Fund concerns the acquisition of units or shares in a fund, and not in a given underlying asset such as building or shares of a company, as these are only the underlying assets owned. Morgan Stanley Investment Management "MSIM", the asset management division of Morgan Stanley (NYSE: MS), has not authorised financial intermediaries to use and to distribute this material, unless such use and distribution is made in accordance with applicable law and regulation. MSIM shall not be liable for, and accepts no liability for, the use or misuse of this material by any such financial intermediary.

The whole or any part of this material may not be directly or indirectly reproduced, copied, modified, used to create a derivative work, performed, displayed, published, posted, licensed, framed, distributed or transmitted or any of its contents disclosed to third parties without the Firm's express written consent. This material may not be linked to unless such hyperlink is for personal and non-commercial use. All information contained herein is proprietary and is protected under copyright and other applicable law.

This material may be translated into other languages. Where such a translation is made, this English version remains definitive; any discrepancies with another language, the English version prevails.

This material has been prepared on the basis of publicly available information, internally developed data and other third-party sources believed to be reliable. However, no assurances are provided regarding the reliability of such information and MSIM, the Firm has not sought to independently verify information taken from public and third-party sources.

Charts and graphs provided herein are for illustrative purposes only and subject to change.

**DEFINITIONS**

**Alpha** (Jensen's) is a risk-adjusted performance measure that represents the average return on a portfolio or investment above or below that predicted by the capital asset pricing model (CAPM) given the portfolio's or investment's beta and the average market return. Prior to 6/30/2018 Alpha was calculated as the excess return of the fund versus benchmark.

**Average yield to maturity** measures the annual return on interest-bearing securities. In this it is assumed that they will be held to maturity. This metric includes both the coupon payments received during the term of the security and the repayment of the capital on maturity. **Beta** is a measure of the relative volatility of a fund to the market's upward or downward movements. A beta greater than 1.0 identifies an issue or fund that will move more than the market, while a beta less than 1.0 identifies an issue or fund that will move less than the market. The Beta of the Market is always equal to 1. **Bloomberg** stands for Bloomberg Global Identifier (BBGID). This is a unique 12 digit alphanumerical code designed to enable the identification of securities, on a Bloomberg Terminal. The Bloomberg Terminal, a system provided by Bloomberg L.P., enables analysts to access and analyse real-time financial market data. Each Bloomberg code starts with the same BBG prefix, followed by nine further characters that are listed for each share class of the Sub-Fund. **Cash & Equivalents** are defined as the value of assets that can be converted into cash immediately. These include commercial paper, open FX transactions, Treasury bills and other short-term instruments. Such instruments are considered cash equivalents because they are deemed liquid and not subject to significant risk of changes in values. **Excess Return** or value added (positive or negative) is the portfolio's return relative to the return of the benchmark.

**Information ratio** is the portfolio's alpha or excess return per unit of risk, as measured by tracking error, versus the portfolio's benchmark. **Interest Rate Duration** is a measure of the sensitivity of the price (the value of principal) of a fixed-income investment to a change in interest rates. Duration is expressed as a number of years. **ISIN** is the international securities identification number (ISIN), a 12 digit code consisting of numbers and letters that distinctly identifies securities. **NAV** is the Net Asset Value per share of the Sub-Fund (NAV), which represents the value of the assets of a fund less its liabilities. **Number of holdings** provided are a typical range, not a maximum number. The portfolio may exceed this from time to time due to market conditions and outstanding trades. **R squared** measures how well an investment's returns correlate to an index. An R squared of 1.00 means the portfolio performance is 100% correlated to the index's, whereas a low r-squared means that the portfolio performance is less correlated to the index's. **Sharpe ratio** is a risk-adjusted measure calculated as the ratio of excess return to standard deviation. The Sharpe ratio determines reward per unit of risk. The higher the Sharpe ratio, the better the historical risk-adjusted performance. **Tracking error** is the standard deviation of the difference between the returns of an investment and its benchmark. **Volatility (Standard deviation)** measures how widely individual performance returns, within a performance series, are dispersed from the average or mean value.

**INDEX INFORMATION**

**Blended Benchmark** refers to performance of Fund's benchmark since inception - April 1st, 1995 to June 8th, 2020 – **J.P. Morgan Emerging Markets Bond Index Global**; June 8th, 2020 and beyond – **J.P. Morgan Emerging Markets Bond Index Global Diversified**.

**J.P. Morgan Emerging Markets Bond Index Global Diversified** – tracks total returns for traded external debt instruments in the emerging markets, and is an expanded version of the EMBI+. As with the EMBI+, the EMBI Global includes US dollar-denominated Brady

bonds, loans, and Eurobonds with an outstanding face value of at least \$500 million.

The index is unmanaged and does not include any expenses, fees or sales charges. It is not possible to invest directly in an index.

Any index referred to herein is the intellectual property (including registered trademarks) of the applicable licensor. Any product based on an index is in no way sponsored, endorsed, sold or promoted by the applicable licensor and it shall not have any liability with respect thereto. The Sub-Fund is actively managed, and the management of the fund is not constrained by the composition of the Benchmark.

A blended benchmark has been used because there has been a change in benchmark during the reporting period shown.

#### **DISTRIBUTION**

**This material is only intended for and will be only distributed to persons resident in jurisdictions where such distribution or availability would not be contrary to local laws or**

**regulations. It is the responsibility of any person in possession of this material and any persons wishing to make an application for Shares in pursuant to the Prospectus to inform themselves and observe all applicable laws and regulations of any relevant jurisdictions.**

**MSIM and its affiliates have arrangements in place to market each other's products and services. Each MSIM affiliate is regulated as appropriate in the jurisdiction it operates.**

**MSIM's affiliates are: Eaton Vance Advisers International Ltd, Calvert Research and Management, Eaton Vance Management, Parametric Portfolio Associates LLC, Atlanta Capital Management LLC and Parametric SAS.**

**Hong Kong:** This material has been issued by Morgan Stanley Asia Limited for use in Hong Kong. The contents of this document have not been reviewed by the Securities & Futures Commission of Hong Kong. For investment returns denominated in foreign currency: "The investment returns are denominated in foreign currency. US/HK dollar-based investors are therefore exposed to fluctuations in the US/HK dollar vs foreign currency exchange rate."